

Microsoft Inspire

Las Vegas, Nevada

July 14-18, 2019

Microsoft Inspire 2019 Registration Guide



Individual Registration

Microsoft Inspire

Las Vegas, Nevada

July 14-18, 2019

Step 1: Open Microsoft Inspire official website <https://register.inspire.microsoft.com/auth/login> , click“Partner attendee/Other”.

Microsoft Inspire



Home

Microsoft Inspire Registration

July 14-18, 2019

Las Vegas, NV


[Microsoft.com/Inspire](https://microsoft.com/inspire)

To begin your registration, select your registration type and sign in with your credentials.

To access your existing registration, select your registration type and then sign in with the credentials used to register.

Partner attendee/Other

This website accepts payments via credit card for Microsoft Inspire. Your card will be charged immediately for the pass you select. If you require assistance with registering, please contact the [registration team](#).

Microsoft employee registration information 

Step 2: Select your registration type and sign in with your credentials.

Microsoft Inspire



Home

Microsoft Inspire Registration

July 14-18, 2019

Las Vegas, NV

Microsoft.com/Inspire

To begin your registration, select your registration type and sign in with your credentials.

To access your existing registration, select your registration type and then sign in with the credentials used to register.

Sign In with Microsoft account

Recommend select Microsoft account to sign in.

Sign In with LinkedIn

Sign In with GitHub

This website accepts payments via credit card for Microsoft Inspire. Your card will be charged immediately for the pass you select. If you require assistance with registering, please contact the [registration team](#).

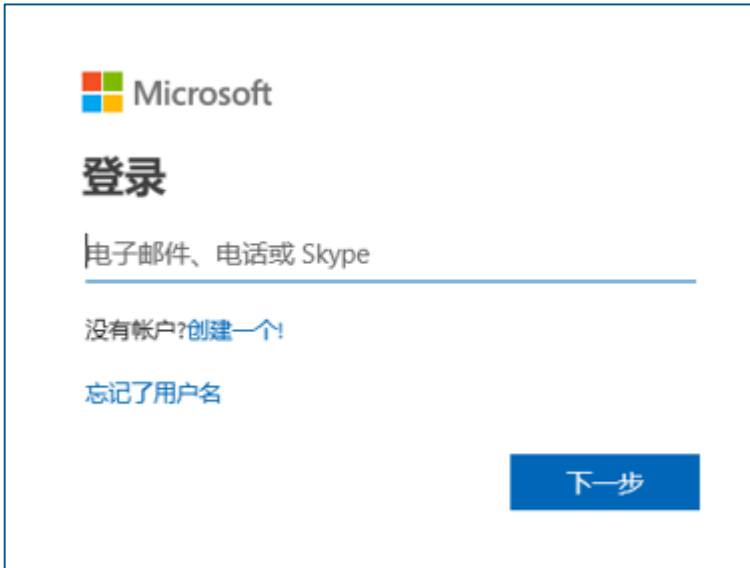
Microsoft employee registration information 

Microsoft Inspire

Las Vegas, Nevada

July 14-18, 2019

Step 3: If you select “Sign in with Microsoft account”, the following page will appear, input your account and password to log in. If you don’t have you can create a new one.



The screenshot shows the Microsoft login interface. At the top left is the Microsoft logo. Below it is the Chinese character for 'login' (登录). A text input field is present with the placeholder text '电子邮件、电话或 Skype'. Below the input field are two links: '没有帐户? 创建一个!' and '忘记了用户名'. At the bottom right is a blue button with the text '下一步'.

Step 4: Registration type options (Select "Individual Registration") .

Microsoft Inspire



[Home](#)

[Sign Out](#)

You are signed in as 475246983@qq.com

[sign in](#) using a different account)



Individual Registration

Use this option to register yourself to attend.

Recommend to select this type



Register Others

Use this option to register another person or multiple people in a group. You can also register yourself as part of the group.



I have already registered

Use this option if you believe you have an existing registration and need to sign into that record.

Step 5: Whether you have a Registration Code?

Microsoft Inspire



Home

➔ Sign Out

⬅ Go Back

I do not have a Registration Code

I do have a Registration Code

Note: Please do understand the difference between Code and Discount Code

If you have a code in hand, select "I do have a Registration Code", and input the code in the text box appeared once you click the button;

If you have a discount code in hand, select "I do not have a Registration Code", there is a particular position allow you to input discount code in the payment page. Details please refer to page 20 in this document.

Step 6: Select if you are a Microsoft partner: If yes, input your MPN ID (If you are not sure about your company MPN ID you can search it with your company name); If not, select "No" and then go to the next page.

MPN

Are you a Microsoft Partner
Network member?

Yes

Do you know your Partner ID?

Select one
Yes
No

Enter your Partner ID

[Continue](#)

Step 7: Complete your contact information.

Microsoft Inspire



[Home](#)

[Sign Out](#)

Contact

Please complete the form below. Items marked with an * are required.

Attendee Information

Salutation

First Name *

Last Name *

First Name as you would like it to appear on your badge *

Preferred Contact Email Address *

Confirm Preferred Contact Email Address *

Business Email *

Job Title *

Company Name *

Company Address 1 *

Company Address 2

City *

State/Province

Zip/Postal Code

Country/Region *

Step 7: Complete your contact information.

Zip/Postal Code

Country/Region *

Primary Contact Phone

(include the country code) *

Mobile Phone

(include the country code)

Company's Website Address *

Gender (this information is optional and for demographic purposes)

- Female
- Male
- Alternate Gender Identity/Non-Binary
- Prefer not to say

I would like to learn more about and make connections in the following solution areas:

- Application & Infrastructure
- Business Applications
- Business Leadership
- Data & AI
- Modern Workplace
- Partnering with Microsoft

What are your primary goals for the conference this year? *

Please read all possible responses, then select three responses in the order of their importance to you.

Finding new ways to increase the profitability of my Microsoft business

Meeting with key Microsoft employees, leaders and product teams

Learning more about the Microsoft Partner Network

Networking and building new business relationships with other Microsoft partners

Step 7: Complete your contact information.



Networking and building new b



Finding new ways to differentia



Learning about, previewing and technologies



Sharing best practices and succe



Other: please describe *

Special meal lunches will be available by request for Halal, Indian Vegetarian, and Kosher requirements. Special meals will not be provided at any evening events.

I require a special meal

Onsite Accessibility Needs

Microsoft Inspire venues are ADA compliant. Additional accommodation will be available **by request** for attendees with hearing, mobility, and/or visual needs. We will make every effort to satisfy requests submitted by **June 17, 2019**. Support is not guaranteed for requests submitted after this date. Note: if you make an assistance request, you agree to be contacted regarding your needs.

Please identify your area of need:

Visual Assistance

Hearing Assistance

Mobility Assistance

Please provide a description that will assist the planning team in accommodating your specific need:

Do you plan to bring a service animal to Microsoft Inspire?

Yes

No

Government

Yes No

Are you a public sector or government employee? *

Event Communications

Yes No

I would like additional information on becoming an Exhibitor or Sponsor at Microsoft Inspire + Microsoft Ready. *

Yes No

I would like to receive information from Exhibitors and Sponsors of Microsoft Inspire + Microsoft Ready. By checking this box I acknowledge that I may be contacted on behalf of Exhibitor and Sponsor companies with information regarding their products, services, and events. *

Yes No

In order for Microsoft to improve the event experience and add value for me and my colleagues, I agree to allow Microsoft to use a variety of tracking technologies to better understand how I spend time at the event and what activities I participate in. ? *

Dietary Accommodations (chc

Meals during Microsoft Inspire will enable attendees to choose from a variety of options. All food items will be labeled with the appropriate allergen information.

To help our planning team, please note if you have any dietary restrictions.

Dairy Free

Gluten Free

Allergy (please specify)

Please enter any other dietary/food allergy restriction

Special Meals

Special meal lunches will be available by request for Halal, Indian Vegetarian, and Kosher requirements. Special meals will not be provided at any evening events.

Step 7: Complete your contact information.

Special meal lunches will be available by request for Halal, Indian Vegetarian, and Kosher requirements. Special meals will not be provided at any evening events.

I require a special meal

Onsite Accessibility Needs

Microsoft Inspire venues are ADA compliant. Additional accommodation will be available **by request** for attendees with hearing, mobility, and/or visual needs. We will make every effort to satisfy requests submitted by **June 17, 2019**. Support is not guaranteed for requests submitted after this date. Note: if you make an assistance request, you agree to be contacted regarding your needs.

Please identify your area of need:

Visual Assistance Hearing Assistance Mobility Assistance

Please provide a description that will assist the planning team in accommodating your specific need:

Do you plan to bring a service animal to Microsoft Inspire?

Yes

No


Government

Yes No **Are you a public sector or government employee? ***

Event Communications

Yes No I would like additional information on becoming an Exhibitor or Sponsor at Microsoft Inspire + Microsoft Ready. *

Yes No I would like to receive information from Exhibitors and Sponsors of Microsoft Inspire + Microsoft Ready. By checking this box I acknowledge that I may be contacted on behalf of Exhibitor and Sponsor companies with information regarding their products, services, and events. *

Yes No In order for Microsoft to improve the event experience and add value for me and my colleagues, I agree to allow Microsoft to use a variety of tracking technologies to better understand how I spend time at the event and what activities I participate in.  *

Step 7: Complete your contact information.

Special meal lunches will be available by request for Halal, Indian Vegetarian, and Kosher requirements. Special meals will not be provided at any evening events.

I require a special meal

Onsite Accessibility Needs

Microsoft Inspire venues are ADA compliant. Additional accommodation will be available **by request** for attendees with hearing, mobility, and/or visual needs. We will make every effort to satisfy requests submitted by **June 17, 2019**. Support is not guaranteed for requests submitted after this date. Note: if you make an assistance request, you agree to be contacted regarding your needs.

Please identify your area of need:

Visual Assistance Hearing Assistance Mobility Assistance

Please provide a description that will assist the planning team in accommodating your specific need:

Do you plan to bring a service animal to Microsoft Inspire?

Yes

No


Government

Yes No **Are you a public sector or government employee? ***

Event Communications

Yes No I would like additional information on becoming an Exhibitor or Sponsor at Microsoft Inspire + Microsoft Ready. *


Yes No I would like to receive information from Exhibitors and Sponsors of Microsoft Inspire + Microsoft Ready. By checking this box I acknowledge that I may be contacted on behalf of Exhibitor and Sponsor companies with information regarding their products, services, and events. *

Yes No In order for Microsoft to improve the event experience and add value for me and my colleagues, I agree to allow Microsoft to use a variety of tracking technologies to better understand how I spend time at the event and what activities I participate in.  *

Step 7: Complete your contact information.

Event Tools

Yes No I want to participate in attendee-to-attendee messaging. Checking this box will make your Microsoft Inspire profile public in the directory.  *

Yes No I want to participate in onsite partner-to-partner and partner-to-Microsoft meetings. Checking this box makes you discoverable in the Meeting Scheduling tool (if applicable, once tools are available.)  *

Alternate Contact

Please send information regarding my registration to:

- Attendee
- Alternate Contact
- Attendee and Alternate Contact

Emergency Contact

Emergency Contact First Name *

Emergency Contact Last Name *

Relationship to Attendee

Emergency Contact Primary Phone
(include the country code) *

Emergency Contact Secondary Phone
(include the country code)

Terms

[Click here to accept the Registration Terms and Conditions.](#) *

By clicking 'submit' I authorize the Microsoft Inspire registration team to contact me or my designated representative regarding the status of my registration.

By registering for Microsoft Inspire, I understand that I will receive information about event content and other activities taking place during the event (July 14 through July 18, 2019)

Submit

Step 8: Select your ticket type.

Microsoft Inspire



Home Sign Out

If you have pre-registered, the pass you prepaid for is selected below. You will not be asked for additional payment unless you add passes to your account (Inspire Premium Package or Guest Passes).

[What is included with the conference pass?](#)

Conference Passes

All Access Conference Pass \$1,995.00 USD (+) **Recommend to select All Access Pass**

Register early and save!

All Access Conference Pass Prices

July 15, 2018 to March 6, 2019	US \$1995
March 7, 2019 to May 30, 2019	US \$2295
May 31, 2019 to July 18, 2019	US \$2595

Inspire Premium Package \$699.00 USD

Provides access to a limited number of rooms available at The Delano Las Vegas; a no smoking, no casino, all-suite luxury hotel adjacent and connected to the Mandalay Bay Convention Center.

The Premium Package also includes access to:

- A dedicated Attendee Check-in desk at The Delano Las Vegas
- Priority seating in the Corenotes at TMobile arena on Monday and Wednesday

By selecting this pass, The Delano Las Vegas will be the only hotel shown for booking on the Hotel page.

**Note that this does not include the cost of the hotel room itself; it only ensures your accommodation at one of the closest hotels to the Mandalay Bay Convention*

Step 8: Select your ticket type.

Day Passes

Day Pass Monday \$795.00 USD (+)

Day Pass Tuesday \$795.00 USD (+)

Day Pass Wednesday \$995.00 USD (+)

Day Pass Thursday \$495.00 USD (+)

Included with your current pass selection

Extras Only attendees who purchase all access passes can purchase evening event passes for guests.

Your pass selection enables you to purchase evening event passes for guest(s) for the following evening event. You do not need to purchase an evening event pass for yourself. Guests must be 21 years of age or older to attend. No exceptions for infants or children.

- Sunday Welcome Reception, July 14, 5:00 – 7:00p.m.

Guests are required to display their guest passes for admittance and have access only to the evening event selected. A refund will be issued for cancelled guest passes, unless the Microsoft Inspire registrant has already checked in to the conference, at which time no refund will be issued.

Alcoholic Beverages: Registered attendees and Guests will be required to show photo identification for alcoholic beverages.

0 Sunday Guest Pass \$75.00 ?

Name change substitutions are allowed for most pass types for the same registration fee. Speaker pass substitutions are subject to approval. If you are unable to use your registration, a new person may be substituted for your active registration at the same registration fee. [View Substitution Policy](#)

Event passes cannot be shared or used by anyone other than the person on the registration. Name badges used by anyone other than the actual registrant may be revoked without refund.

Note: conference fees do not include hotel. Should you book hotel, you will be responsible for all hotel fees upon check out.

Submit

Step 9: Complete attendee profile.

Microsoft Inspire



[Home](#)

[Sign Out](#)

Attendee Profile

To better customize your conference experience, select the location you represent: *

Please select a title that best describes you: *

Is this your first Microsoft Partner Conference? *

- Yes
- No

Which Microsoft events have you attended in the last twelve months? Select all that apply.

- Microsoft Build
- Microsoft Envision
- Microsoft Ignite
- Microsoft Ignite | The Tour

Company Profile

Which customer segment does your company primarily serve? *

- Enterprise
- Midmarket
- Small Business

As a Microsoft Partner, which of the following best describes you? *

Indicate the areas in which you have a significant business focus: *

- Distributor
- Hosted Services
- Independent Software Vendor (ISV)
- Microsoft Dynamics
- Mobility
- Network Services
- OEM
- Reseller
- Retail
- Services
- Virtualization

Which customer industries will be a priority for your company in the coming year? Select your top three. *

- Cross Industry
- Education
- Growth Industries
- Financial Services
- Government
- Emerging Public Sector Industry
- Health
- Manufacturing & Resources
- Retail
- Automotive

Submit

Step 10: Hotel reservation.

Hotel

If you do not require hotel accommodations, [click here](#) to skip this page.

To foster a community experience, we are offering designated “featured” regional sub-blocks with a limited number of rooms available for the time period of February 12 – May 14, 2019 or **as room availability permits within a sub block**. After May 14, 2019 (5:00 p.m. Pacific Time) this program will no longer be available and unreserved rooms within a regional sub-block (if any) will be released to all registrants requiring a hotel reservation. Due to multiple business risks, it is not possible to hold hotel room blocks for the entire registration period.

Review the following guidelines and cancellation policy below before requesting your reservation.





- All reservations must be requested before 3:00 p.m. Pacific Time, Monday, June 17, 2019; after this date, space and rates will be based upon availability.
- To take advantage of the Microsoft room rates, all reservations must be made through this website. Hotels are unable to book rooms at the Microsoft room rate(s) directly through their reservation offices.
- All room rates are in US dollars.
- A valid credit card is required below to guarantee your hotel accommodations.
- A valid credit card must be presented to the hotel at the time of check-in, and attendees are responsible for paying all hotel charges upon check-out.
- Special requests (such as early check-in/out, guestroom location, bed type and smoking preference) cannot be guaranteed until the date of your arrival or upon your check-in at the hotel.
- Check-out dates will be confirmed upon check-in. Should an attendee depart before their scheduled and confirmed check-out date, room/tax for those additional nights will be charged.
- Upon check-in, the hotel may place an authorization on your card to cover applicable charges for room, tax and resort fees, and an authorization of up to \$150 per day for incidentals. This allows you access to room charging privileges and may result in additional authorizations should your charges exceed the originally approved amount. Attendees using a debit card in lieu of a credit card acknowledge unused funds are released upon check-out and may take 3-7 business days for domestic banks and up to 30 days for international banks to become available through their financial institution.

Please note if you selected the Premium Package, The Delano Las Vegas will be the only hotel shown below.

Select your dates

Step 10: Hotel reservation.

Select your dates

Check-In	Check-Out	Nights	
07/14/2019 	07/18/2019 	 4	Search 

You noted Greater China as your region. Your regional hotels are Palazzo and Venetian. These hotels will be noted in the list of properties below as 'Featured' provided your date requirements match the hotel's current availability. If you would prefer another hotel property, the full list of hotels that meet your selected dates will also appear in your list below.

Microsoft Inspire

Las Vegas, Nevada

July 14-18, 2019

Step 10: Hotel reservation.

Payment:

Credit Card details to guarantee reservation

Name on Card *

Type *

Number *

Expiration *

Date extension request:

If your desired dates of stay were not available, please request them above. While we will do our best to accommodate your request, date extensions are based on availability and cannot be guaranteed.

Hotel special requests:

[Return to Hotel Search](#)

Hotel Reservation Summary

PALAZZO

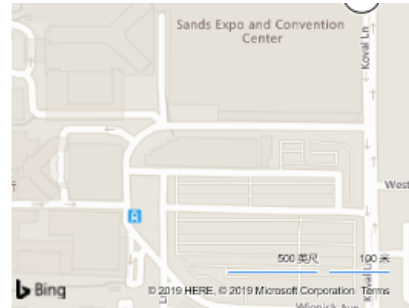
Per night: **\$285**
Room Type: **Standard Room**

Reservation Dates:
Sunday, July 14 - Thursday, July 18, 2019

Hotel Reservation & Cancellation Policy

I accept the [hotel reservation & cancellation policy](#). *

[Submit Reservation](#)



Step 11: Complete payment information.

Microsoft Inspire



[Home](#)

[Sign Out](#)

Payment

Need to make a change? [Click here to edit the pass\(es\) you selected.](#)

xin fang

Item	Cost	Quantity	Total
Early Registration Fee \$1995 Valid July 27	\$1,995.00	×1	\$1,995.00
Total Event Fee:			\$1,995.00
- Total Paid:			\$0.00
Total Amount Due:			\$1,995.00

Input your Discount Code here!

Discount Code :

Have a Registration Code to apply? [Click here to contact the registration team!](#)

This website accepts payment by credit card. If alternate payment methods are required, please [contact the registration team.](#)

Credit Card Information

Use Payment Plan [Learn More](#)

Credit Card Type *

Step 11: Complete payment information.

Credit Card Information

Use Payment Plan [Learn More](#)

Credit Card Type *

Credit Card Number *

Expiration Date *

CVN *

Name on Credit Card *

Billing Address

Use your contact address for billing address

Street *

City *

Zip/Postal Code

Country *

I accept the [cancellation policy](#) *

Submit

Microsoft Inspire

Las Vegas, Nevada

July 14-18, 2019

You can receive the confirmation letter once you complete payment and submit the registration. Should you have any other questions please reach out to registration support team microsoftinspire@microsoft.cргеvents.com .

In addition, we offer you another registration method that you can register for other individual or multi people as group manager. You are just required to complete yourself and all members information will be fine.

Click the following URLs to learn more about register others.

Guidance :

<https://microsoftinspire.uservoice.com/knowledgebase/articles/156436-group-managers>

Tips :

<https://microsoftinspire.uservoice.com/knowledgebase/articles/1152559-group-manager-troubleshooting-tips>

Register Others

Microsoft Inspire

Las Vegas, Nevada

July 14-18, 2019

Step 1: Open Microsoft Inspire official website <https://register.inspire.microsoft.com/auth/login> , click“Partner attendee/Other”.

Microsoft Inspire



Home

Microsoft Inspire Registration

July 14-18, 2019

Las Vegas, NV

[Microsoft.com/Inspire](https://microsoft.com/inspire)

To begin your registration, select your registration type and sign in with your credentials.

To access your existing registration, select your registration type and then sign in with the credentials used to register.

Partner attendee/Other

This website accepts payments via credit card for Microsoft Inspire. Your card will be charged immediately for the pass you select. If you require assistance with registering, please contact the [registration team](#).

Microsoft employee registration information 

Step 2: Registration type options (Select "Register Others") .

Microsoft Inspire



Home

Sign Out

You are signed in as fancy_0909@sina.com

([sign in](#) using a different account)



Individual Registration

Use this option to register yourself to attend.



Register Others

Use this option to register another person or multiple people in a group. You can also register yourself as part of the group.



I have already registered

Use this option if you believe you have an existing registration and need to sign into that record.

Step 3: Complete group manager information.

Contact

Group Manager Information

Note: Please input group manager information here instead of attendees. Group manager can choose whether participate Inspire or not.

Salutation

First Name *

Last Name *

Preferred Contact Email Address *

Confirm Preferred Contact Email Address *

Job Title *

Company Name *

Company Address 1 *

Company Address 2

City *

State/Province

Zip/Postal Code

Country/Region *

Primary Contact Phone (include the country code) *

Mobile Phone (include the country code)

Company's Website Address *

I confirm the information above is my personal contact information.*

Use the above company information for all members of my group

Do you want to provide a secondary contact for your group? * ?

Yes

No

By clicking 'submit' I authorize the Microsoft Inspire registration team to contact me or my designated representative regarding the status of my registration.

Submit

Step 4: Registration Instructions

Microsoft Inspire



Home Group Management [Sign Out](#)

Registration Instructions

- To add a new registrant to your group, click the "Add New Member" button below and complete all required information.
- If you are attending the event, you must register yourself by clicking "Register to Attend" below.
- You may return to your Group Management dashboard at any time to add new members or update the existing records in your account.

Payment Information

- As you complete a registration, you will have the option to pay for it individually, or add multiple registrations onto one payment.
- Payments for multiple registrants will be included on a single invoice. Only registrations that require payment will appear on the Payment page.

Add New Member

Manage Existing Registrant

Group Manager Details



xin fang

Registrant ID: 3874432

Edit Details

Register To Attend

Group Member Details

Filter Group Member List


Q Search (clear) **Status** **Type**

First Name, Last Name, Full Name, or Registration Code All All

Sort by: Registration ID Sort Descending Member has not accessed record [Download to CSV](#)

Step 5: Click “Manage Existing Registrant” to manager existing members.

Microsoft Inspire



Home Group Management [Sign Out](#)

Last name of the attendee you want to manage *

Email address of the attendee you want to manage *

[Submit Request](#) [Return to Group Dashboard](#)

提交请求 返回到组仪表板

Step 6: Click “Add New Member” to add new member.



Code

Register without a registration code

Register with a registration code

Note: Please do understand the difference between Code and Discount Code

If you have a code in hand, select “Register with a registration code”, and input the code in the text box appeared once you click the button;

If you have a discount code in hand, select “Register without a registration code”, there is a particular position allow you to input discount code in the payment page. Details please refer to page 30 in this document.

Step 7: Complete group members information.

Contact

Registration - Group Member Contact Information

Complete the below details for the group member you are registering. Do not enter your personal information here. If you plan to register yourself to attend, return to the Group Manager Dashboard and select "Register to Attend" under your name.

Please complete the form below. Items marked with an * are required.

Group Member Information

Salutation

First Name *

Last Name *

First Name as you would like it to appear on your badge *

Preferred Contact Email Address *

Confirm Preferred Contact Email Address *

Business Email *

Job Title *

Company Name *

Country/Region *

Primary Contact Phone

(include the country code) *

Mobile Phone

(include the country code)

Government

Yes No Are you a public sector or government employee? *

Alternate Contact

Please send information regarding my registration to:

- Attendee
 Alternate Contact
 Attendee and Alternate Contact

Alternate Contact First Name *

Alternate Contact Last Name *

Alternate Contact Email *

Terms

[Click here to accept the Registration Terms and Conditions.](#) *

By clicking "submit" I authorize the Microsoft Inspire registration team to contact me or my designated representative regarding the status of my registration.

By registering for Microsoft Inspire, I understand that I will receive information about event content and other activities taking place during the event (July 14 through July 18, 2019)

Submit

Step 8: Payment. If there are more members to be added please click "Add Another Member" to continue.

Payment

Need to make a change? [Click here to edit the pass\(es\) you selected.](#)

xinyu wang

[Edit Registration](#)

Item	Cost	Quantity	Total
Early Registration Fee \$1995 Valid July 27	\$1,995.00	x1	\$1,995.00
Total Event Fees:			\$1,995.00
- Total Paid:			\$0.00
Total Amount Due:			\$1,995.00

Discount Code : [Apply](#)
Have a Registration Code to apply? [Click here to contact the registration team!](#)

Please input Discount Code here!

If you wish to pay for multiple attendees in one transaction click "Add Another Member" below. You must use the same payment method for all attendees. If varying payment methods are required please pay for each attendee individually.

This website accepts payment by credit card. If alternate payment methods are required, please [contact the registration team.](#)

Credit Card Information

Use Payment Plan [Learn More](#)

Credit Card Type *

Credit Card Number *

Expiration Date * 1 - January 2019

CVN *

Name on Credit Card *

Billing Address

Use your contact address for billing address

Street *

City *

Zip/Postal Code

Country *

I accept the [cancellation policy](#) *

[Submit](#)

[Add Another Member](#)

Microsoft Inspire

Las Vegas, Nevada

July 14-18, 2019

Thanks!